

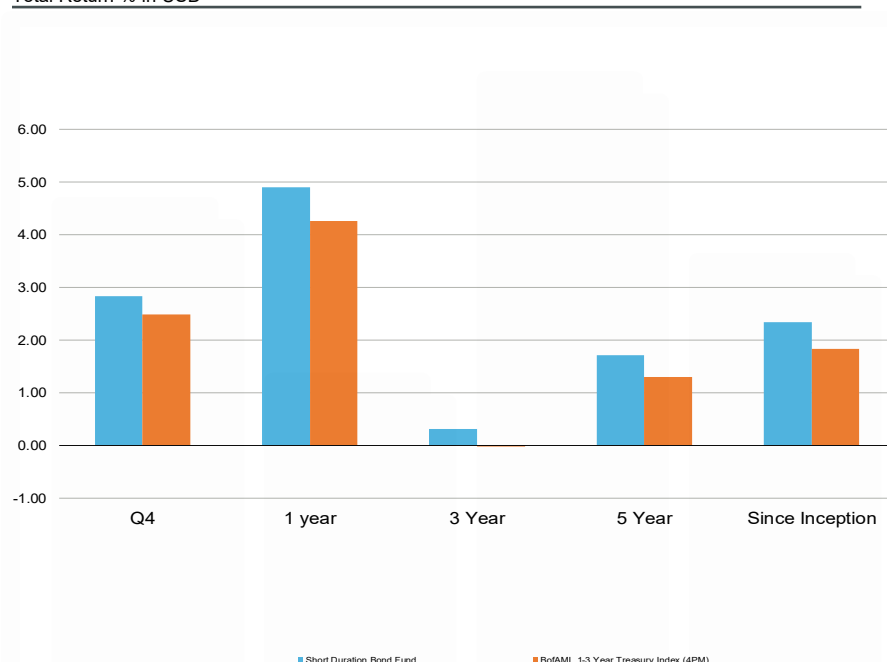
Short Duration Bond Fund

Strategy overview

BlackRock's fundamental fixed income team invests using a relative value approach within a risk-aware framework. We seek to add alpha via effective top-down sector allocation decisions as well as bottom-up sub-sector rotation and security selection. Macro overlay views, including duration and yield curve positioning, are implemented as complementary strategies. We believe our proprietary, comprehensive suite of portfolio risk management reports and valuation models enables our global network of experienced professionals to produce consistent investment successes.

Short Duration Bond Fund (as of 31 December, 2023)

Total Return % in USD*



	Q4%	1 Year %	3 Year %	5 Year %	Since Incep %
Short Duration Bond Fund	2.83	4.91	0.31	1.71	2.34
BofAML 1-3 Year Treasury Index (4PM)	2.49	4.26	-0.03	1.30	1.84
Active Return **	0.34	0.65	0.34	0.41	0.50

*Returns for periods greater than one year are annualized

General Guidelines

The portfolio may invest U.S. Treasury and Agency Securities, Asset-backed Securities (ABS), Commercial Mortgage-backed Securities (CMBS), Agency Mortgage-backed Securities (MBS) and Investment Grade Corporate Bonds. Treasury Futures may be used to manage duration and yield curve exposure.

A maximum of 30% of the portfolio may be invested in ABS, CMBS and Agency MBS. A maximum of 20% may be invested in Corporate backed debt.

Average effective duration of the portfolio may not exceed 3 years. Overall portfolio credit quality must be AA or better. Leverage is not permitted.

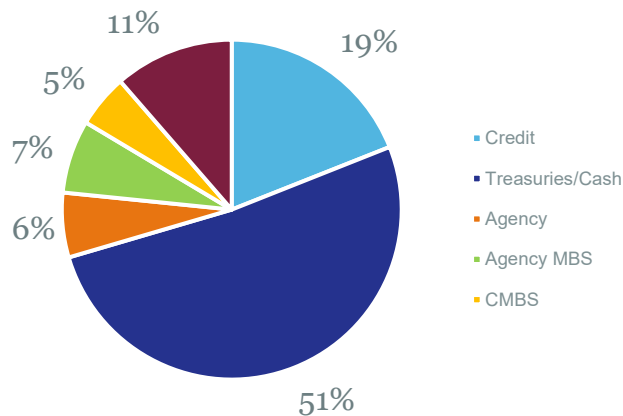
Strategy details (as of 31 December 2023)

Benchmark	BofA Merrill Lynch 1-3 Treasury Index (4PM)
Strategy AUM	\$68.68 billion
Portfolio AUM	\$132.43 million
Composite AUM	\$2.78 billion
Composite % of Firm AUM	>1%
Composite Inception Date	30 November 1989

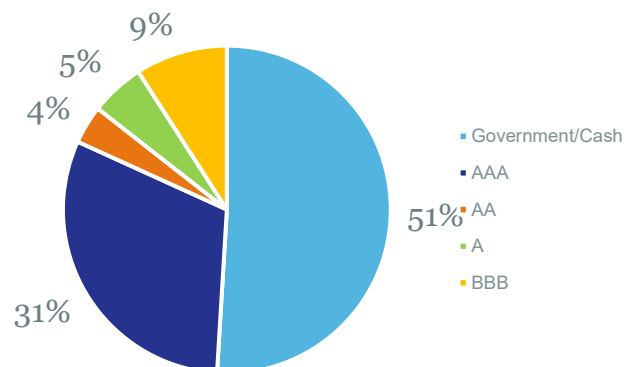
Portfolio characteristics are of the Jewish Communal Fund short duration bond fund managed by BlackRock as of 30 June 2022, and are subject to change. Performance data quoted represents past performance and does not guarantee future results. The investment return and principal value of an investment will fluctuate so that an investor's shares, when redeemed, may be worth more or less than their original cost. Current performance may be lower or higher than the performance data quoted. Total Annual operating fees as stated in the Investment Manager Agreement are .07%.

Portfolio characteristics

Sector allocation (as of 31 December 2023)



Credit quality (as of 31 December 2023)



The information and opinions expressed are of BlackRock's Fundamental Fixed Income Team. This material is for distribution only to those types of recipients as provided below and should not be relied upon by any other persons. This material is provided for informational purposes only and does not constitute a solicitation in any jurisdiction in which such solicitation is unlawful or to any person to whom it is unlawful. Moreover, it neither constitutes an offer to enter into an investment agreement with the recipient of this document nor an invitation to respond to it by making an offer to enter into an investment agreement. This material is not intended to be relied upon as a forecast, research or investment advice, and is not a recommendation, offer or solicitation to buy or sell any securities or to adopt any investment strategy. Certain historical performance information of other investment vehicles or composite accounts managed by BlackRock, Inc. and/or its subsidiaries (together, "BlackRock") has been included in this material and such performance information is presented by way of example only. No representation is made that the performance presented will be achieved, or that every assumption made in achieving, calculating or presenting the historical performance information herein has been considered or stated in preparing this material. The two main risks related to fixed income investing are interest rate risk and credit risk. Typically, when interest rates rise, there is a corresponding decline in the market value of bonds. Credit risk refers to the possibility that the issuer of the bond will not be able to make principal and interest payments.

THIS MATERIAL IS HIGHLY CONFIDENTIAL AND IS NOT TO BE REPRODUCED OR DISTRIBUTED TO PERSONS OTHER THAN THE RECIPIENT

Copyright ©2023BlackRock. All Rights Reserved.